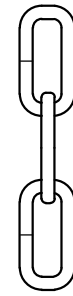
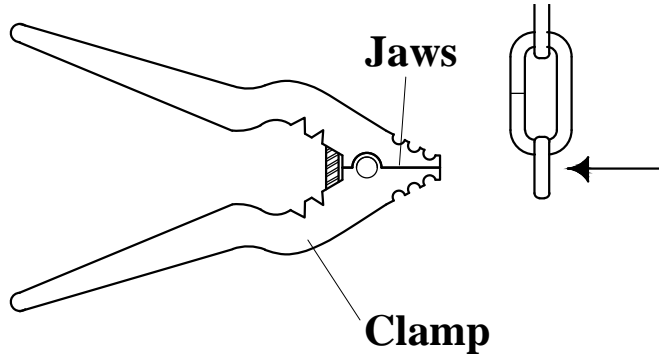


CHARLES EDWARDS

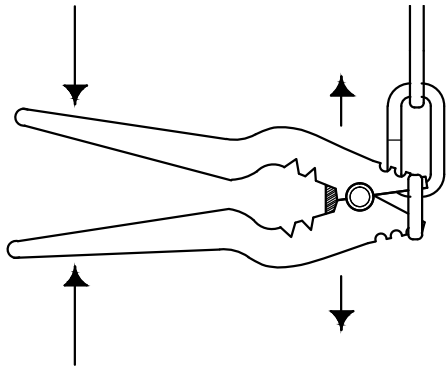
How To Use Chain Pliers

1.



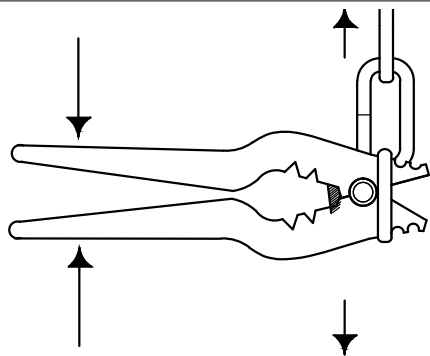
Slide the chain onto the jaws of the pliers.

2.



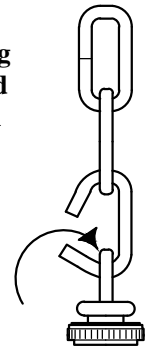
Prise the chain open with the jaws of the pliers.

3.

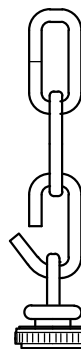
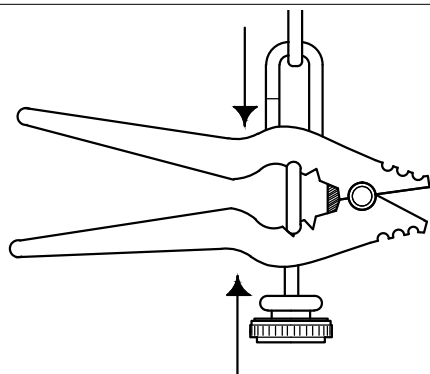


Slide the chain along the jaws, if required and prise the chain open more.

Once open, as shown, hook over ring.

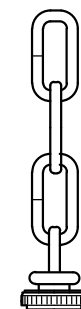
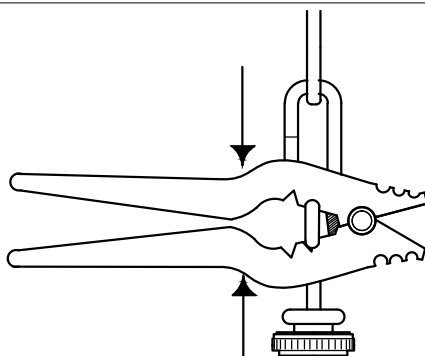


4.



Put chain into the clamp squeeze it shut.

5.



Slide the chain along the clamp if required and squeeze it shut until its closed, as shown.

Please note: These pliers are a tool not a toy, please keep away from children.
With all pliers, please be careful not to trap fingers. We recommend gloves and safety goggles.